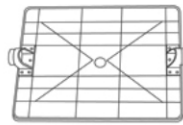


Instruction

01 Check Various Accessories Footrest Accessories

Please check and ensure the following things are in the package.
You can call the local distributor for help if something is not included.



□ 1×A1



□ 2×B1

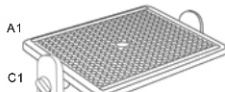


□ 2×C1

02 Instructions before Using Footrest Installation

Please work on soft floor or put on soft mat
on the floor to avoid damaging the floor.

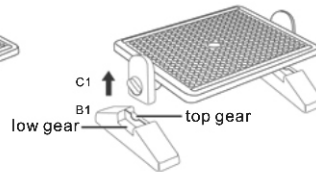
1. Fix A1 with C1 as shown



A1

C1

2. Insert C1 into B1



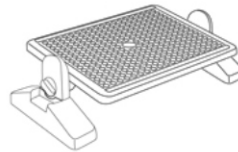
C1

B1

low gear

top gear

3. Complete as shown



03 Instructions when Using Functions

Adjustable angle without limit
Twist the handle screws
to lock and adjust

